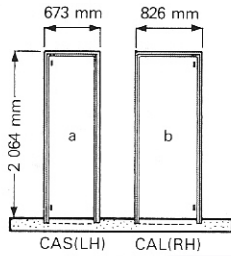
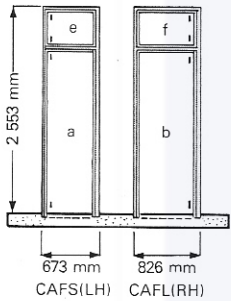
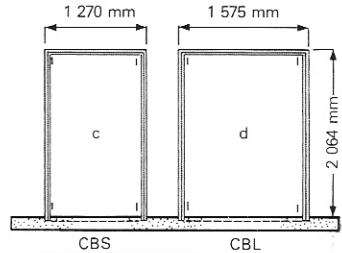


**PMI**

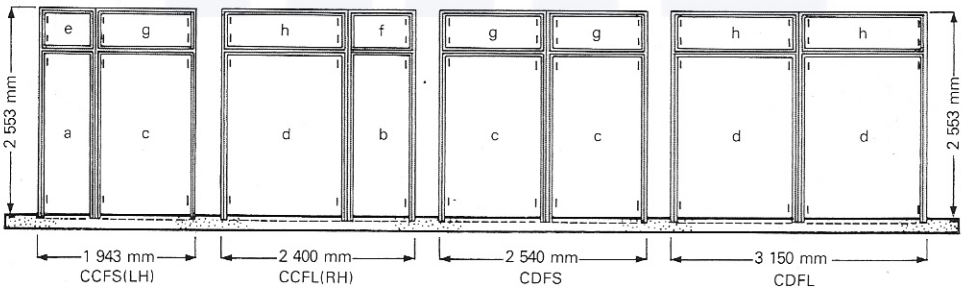
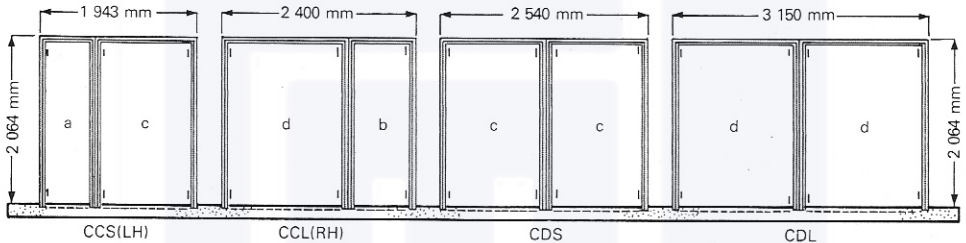
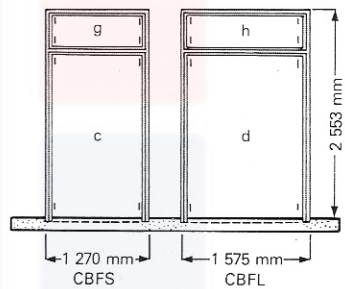
phaphama metal industries cc t/a

**STEEL CUPBOARD FRAMES
STAALKASFRAME**

Elevations are shown from the rebate side
(LH) = Left Hand
(RH) = Right Hand
Sizes: Height; overall frame from finished floor
Width: Overall frame



Aansigte word getoon vanaf die sponingkant.
(LK) = Linkerkant
(RK) = Regterkant
Groottes: Hoogte; volle raam vanaf afgewerkte vloer
Wyde: Valle raam.



Widths between rebates, and heights from finished floor to rebate at head are as follows: (millimetres)

Groottes tussen sponings en tussen kopsponing en by kop en wange tot by afgewerkte vloer is soos volg: (millimeters)

	w	h
a	610 mm x	2 032 mm
c	1 206 mm x	2 032 mm
e	610 mm x	457 mm
g	1 206 mm x	457 mm

	w	h
b	762 mm x	2 032 mm
d	1 511 mm x	2 032 mm
f	762 mm x	457 mm
h	1 511 mm x	457 mm